



2035 Haines Borough
Comprehensive Plan

February Public Review Draft

Appendix B: Haines By The Numbers

Haines by the Numbers

November 2023

Updated with 2023 demographic data



Table of Contents

Haines Economic Overview	Page 1
Haines Economic History.....	Page 1
Haines by the Numbers	Page 2
Employment and Earnings.....	Page 3
Haines Strengths and Weaknesses.....	Page 4
An Economy Over Time	Page 5
Demographics	Page 6
Cruise Ship Numbers	Page 8
COVID-19 Impacts, Unemployment.....	Page 9
Residency of Workforce	Page 10
Housing Data	Page 11
Haines Business Climate Findings	Page 12
Haines Business Climate.....	Page 13
Haines Economic Outlook.....	Page 15
Haines Job Projections.....	Page 16
Haines Business Barriers and Benefits	Page 17
Haines Needs (Housing, Services)	Page 19
Open-Ended Responses	Page 21

Rain Coast Data was hired by Agnew Beck to develop economic indicators for Haines. The data used in this study comes from the State of Alaska, including the following: Department of Labor; Department of Fish & Game; Department of Commerce, Community & Economic Development; Department of Education; the Department of Revenue; Commercial Fisheries Entry Commission; and the Department of Transportation. Additional data comes from the US Census, Cruise Line Agencies of Alaska, McKinley Research, US Bureau of Labor Statistics, US Department of Transportation, interviews, and survey data and analysis developed for Southeast Conference.

An Economic History of Haines

The City and Borough of Haines were consolidated in 2002, resulting in the establishment of a Home Rule Borough. The Haines Borough contains the communities of Covenant Life, Excursion Inlet, Haines, Lutak, Mosquito Lake, and Mud Bay. The Haines Borough is situated on the shores of Lynn Canal, located between the Chilkoot and Chilkat Rivers in northern Southeast Alaska. It spans approximately 2,350 square miles of land and 382 square miles of water. The borough shares a border with British Columbia, and its picturesque landscape features snow-capped mountains, some exceeding 6,000 feet, along with glaciated and forested valleys. The area is known for its abundant salmon-rich streams and rivers that flow into saltwater fjords. The Chilkat and Chilkoot valleys have been inhabited by people for thousands of years, with the area's mild climate and plentiful food sources attracting early settlers, particularly the Tlingit people, who originally named it "Dei Shu," meaning "end of the trail."

- **Fur Trade:** The Chilkat Tlingit people controlled numerous trade routes into the interior and amassed considerable wealth through the fur trade. However, by the 1890s, income derived from the fur trade started to decline.
- **Mission:** European explorers began arriving in the late 1700s, and in 1879, the Presbyterians established a mission school at Deishu. The town was named after Mrs. Haines, the secretary of the Presbyterian National Committee of Home Missions, which raised funds for the mission.
- **Disaster:** In the 1880s, a devastating landslide destroyed many Chilkat homes, resulting in the loss of numerous lives. Additionally, the introduction of Western diseases further contributed to the decline of the indigenous population.
- **Mining:** During the Klondike gold rush in the late 1890s, Haines experienced growth as a mining supply center due to the accessibility provided by the Dalton Trail, connecting Chilkat Inlet to Whitehorse and offering a convenient route to the Yukon for prospectors. The Porcupine Mining District, located 36 miles from Haines, yielded substantial amounts of placer gold.
- **Seafood:** By 1900, four canneries had been constructed in the Haines area. However, declining fish stocks led to the closure of the last of the early canneries in 1972. Seafood processing plants were later reestablished in the area and seafood processing continues to be productive.
- **Port & Highway:** The construction of the Haines Highway in 1943 transformed Haines into a vital transshipment port. With its ice-free deep-water dock and year-round highway access to Canada, Interior Alaska, and the lower-48 by road, the town's strategic location became highly advantageous.
- **Timber:** The timber industry experienced significant expansion in the early 1970s, fueling growth in Haines. However, the chip plant closed in the late 1980s.
- **Subsistence:** As non-Natives settled in Haines, Tlingit lost hunting, fishing and berry picking sites to encroachment by new "owners". Despite these challenges, the Tlingit have maintained a strong cultural presence, and subsistence activities continue to play a significant role in the local economy.
- **Land ownership:** In Haines Borough, the State of Alaska owns approximately one-third (32%) of the land, including the 286,200-acre Haines State Forest and five state parks or recreation areas. Two-thirds of the land (66%) is federally owned, with half managed by the US Forest Service and 15% by the Bureau of Land Management. Private lands account for just 1.3% of the land base. The Borough owns less than one percent (0.3%).

Haines By the Numbers

DEMOGRAPHICS	2010	2015	2023	CHANGE 2015-2022
Population	2,508	2,500	2,530	1.2%
Ages 65 and older	345	480	713	48.5%
Under Age 15	404	362	389	7.5%
K-12 School District Enrollment	309	286	269	-6%
Median Age	46.9	48.5	48.8	0.6%
GENERAL ECONOMIC CONDITIONS	2010	2015	2022	CHANGE
Total Labor Force jobs + self-employed	1,384	1,304	1,335	2%
Total Job Earnings	\$44,833,677	\$44,237,336	\$61,238,909	38%
Average Annual Workforce Earnings	\$32,394	\$33,931	\$45,872	35%
Annual Unemployment Rate	11.0%	9.5%	6.6%	-3%
TOP ECONOMIC SECTORS	2010	2015	2022	CHANGE
GOVERNMENT	PUBLIC SECTOR: 16% OF ALL EMPLOYMENT EARNINGS			
Total Government Wages	\$8,035,966	\$8,004,512	\$9,860,984	23%
Total Government Employment	207	189	192	2%
HEALTH CARE	KEY INDUSTRY: 14% OF ALL EMPLOYMENT EARNINGS			
Health and Social Services Wages	\$3,887,041	\$4,577,085	\$8,353,480	83%
Total Health and Social Services Employment	114	151	149	-1%
COMMERCIAL FISHING & SEAFOOD INDUSTRY	KEY INDUSTRY: 10% OF ALL EMPLOYMENT EARNINGS			
Seafood Employment (resident fishermen, processors)	173	121	130	7%
Seafood Employment Earnings	\$7,386,381	\$5,745,616	\$6,108,174	6%
Commercial Vessels Homeported in Haines	85	76	81	7%
VISITOR INDUSTRY	KEY INDUSTRY: 13% OF ALL EMPLOYMENT EARNINGS, 21% OF JOBS			
Total Visitor Industry Employment	267	273	280	3%
Total Visitor Industry Wages/Earnings	\$5,178,070	\$6,068,540	\$7734383	27%
Haines Passenger Arrivals	110,420	123,920	127,006	2%
Incoming Road	35,576	40,158	28,300	-30%
Total Air Passenger Arrivals	9,598	9,394	7,726	-18%
Total AMHS Passengers	32,987	31,368	32,180	3%
Skagway Shuttle	28,317	35,000	29,000	-17%
Cruise Passengers Visiting Community	32,259	43,000	58,800	37%

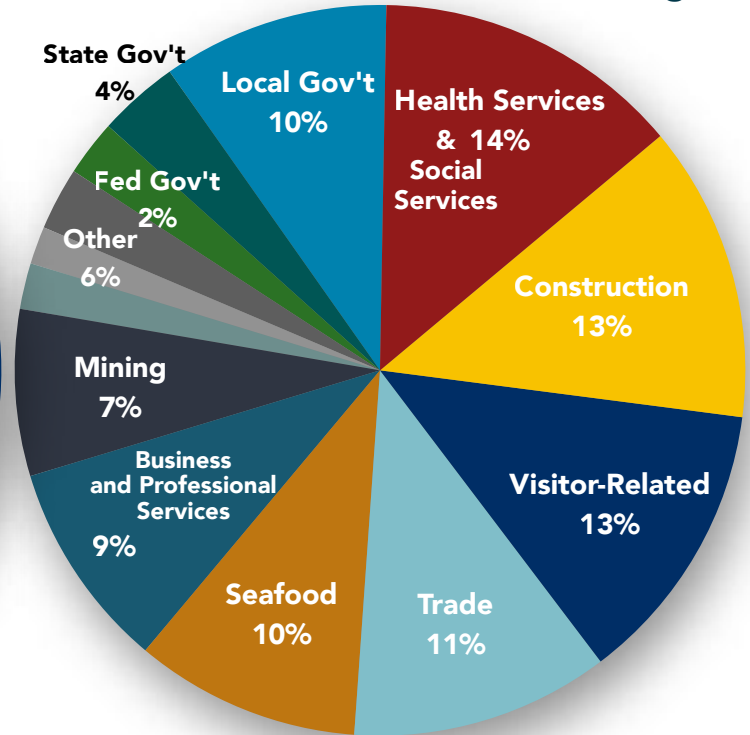
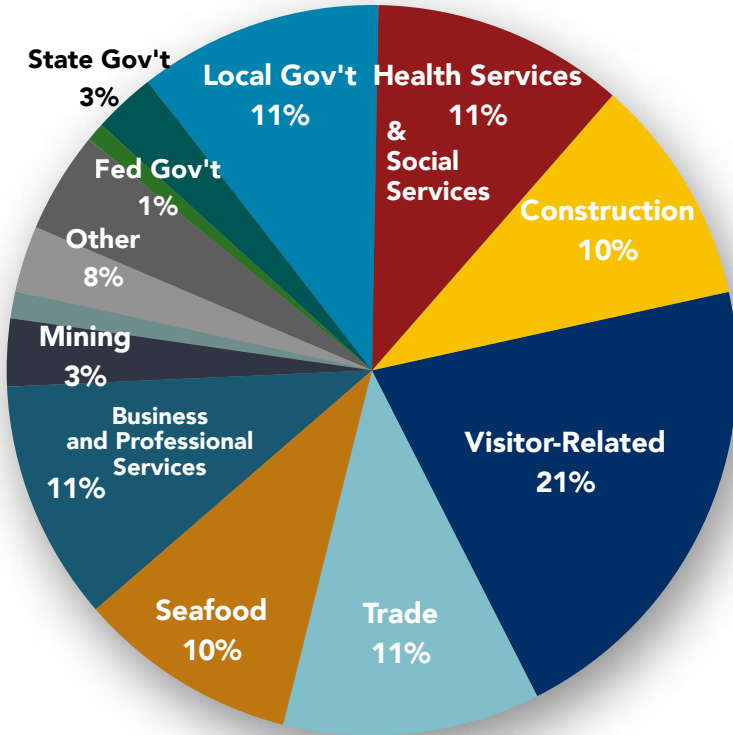
Sources: Alaska Department of Labor (ADOL); ADOL Southeast Alaska Population by Age; Alaska Department of Education and Early Development; US Census Nonemployer (self-employment) Statistics and estimates based on business climate surveys; ADF&G Southeast Alaska Commercial Seafood Industry Harvest and Ex-Vessel Value Information; ¹Cruise Line Agencies of Alaska; US Bureau of Transportation Statistics (RITA); Alaska Marine Highway System data; Skagway Shuttle data comes from HEDC reports.

Haines Employment & Earnings

In 2022, the largest components of the Haines economy were health care, tourism, construction, trade, seafood, business services, mining, and local government. The charts and tables below combine Alaska Department of Labor employment and wage data, self-employment tax return data, US Census data, interviews with key employers, and analysis by Rain Coast Data.

Annual Average Jobs
1,335 Jobs

Employment Earnings
\$61.2 Million Workforce Earnings



	EMPLOYMENT RELATED EARNINGS			EMPLOYMENT NUMBERS		
	Total Earnings 2015	Total Earnings 2022	Change 2015-2022	Total Employment 2015	Total Employment 2022	Change
Health & Social Services	\$4,577,085	\$8,353,480	83%	151	149	-1%
Construction	\$4,088,653	\$8,041,561	97%	83	135	64%
Visitor-Related	\$6,068,540	\$7,734,383	27%	273	280	3%
Trade	\$4,084,475	\$7,009,581	72%	164	152	-7%
Seafood	\$5,745,616	\$6,108,174	6%	121	130	7%
Financial Activities and Professional Services	\$2,940,149	\$5,649,255	92%	93	142	53%
Mining	\$3,430,996	\$4,514,288	32%	40	40	0%
Non Visitor Transportation, Utilities, Warehousing	\$1,743,280	\$1,244,058	-29%	48	16	-67%
Information/Education	\$859,903	\$1,022,042	19%	40	39	-3%
Fed Gov't	\$873,985	1,518,147	74%	8	11	38%
State Gov't	\$2,068,140	2,191,496	6%	41	37	-10%
Local Gov't	\$5,062,387	6,151,341	22%	140	144	3%
Other	\$2,694,127	\$1,701,103	-37%	102	60	-41%
Total	\$44,237,336	\$61,238,909	38%	1,304	1,335	2%

Source: Combination of Alaska Department of Labor Employment and Wage data; US Census Nonemployer (self-employment) Statistics; and US Bureau of Labor Statistics.

The Haines Economy Strengths and Weaknesses

Strengths, Assets and Competitive Advantages

1. **Diversified Economy:** The Haines economy is unique in that it has eight similarly-sized economic drivers (Health and social services 14%; tourism 13%; construction 13%; retail (and wholesale) trade 11%; seafood 10%; business and professional services 9%; and mining 7% when looking at percent of total workforce earnings). Because Haines has such a balanced and diversified economy, it is resilient and more able to withstand economic shocks.
2. **Stable Economy:** The Haines economy is also uniquely stable. Most components of the economy continue to represent the same percentage in 2022 that they did from 2010 to 2015. The exception to this is the seafood sector. Long-term stability leads to high business confidence and investment.
3. **Road Connectivity:** Haines' ice-free deep water port and year-round road access to Canada, Interior Alaska and the contiguous US via the Haines and Alaska Highways make it a strategic transshipment location.
4. **World Class Recreation:** Haines continues to be recreation destination for independent travelers, playing host to events like the Southeast Alaska State Fair, the Kluane Bike Relay, Bearfest, the Bald Eagle Festival, and world renowned helisking. Nearly all Haines residents surveyed say they participated in recreation activities in the past year, with walking, hiking, fishing, berry picking, boating, gardening, and camping being the most popular forms of recreation for locals.
5. **State Land:** There is more state land in Haines than anywhere else in Southeast Alaska. The Haines State Forest is one of only three in the state. Haines is home to the state's Chilkat Bald Eagle Preserve, four state recreation areas and three state marine parks. The Haines State Forest is a multiple use forest that provides important economic benefits through its wood and forest products, valuable fisheries habitat, and recreational and tourism opportunities. However, state land ownership can also be an economic weakness and challenge if the state does not properly manage and invest in these areas.

Weaknesses and Challenges

1. **High Costs:** 95% of Haines businesses leaders rated the costs business in Haines as a moderate or significant barrier to business. Haines residents point to the high costs of living as the primary challenge of living in Haines. Recent inflationary pressures appear to have impacted Haines disproportionately.
2. **Transportation Costs and Limitations:** Haines business leaders also point to the cost and limits of transportation connectivity in Haines as a primary economic barrier, and say the lack of sufficient transportation is the primary barrier limiting workforce in the community. Nearly half of all surveyed residents say that insufficient, unreliable ferry service makes living in Haines challenging.
3. **Economic Polarization:** The community of Haines is critically divided on its economic vision, with one segment interested in pursuing natural resource opportunities, while another segment prioritizes environmental preservation. This division reflects a broader conflict that limits consensus on growth, infrastructure, and land use planning — creating distrust in local government and municipal investments.
4. **Local Fishermen Participation Decline:** Long-term trends show that local fishermen are becoming a smaller part of the overall Haines workforce. However, in contrast, value-added seafood product packaging for items like specialty smoked salmon products is growing rapidly, helping to keep the overall seafood sector strong.

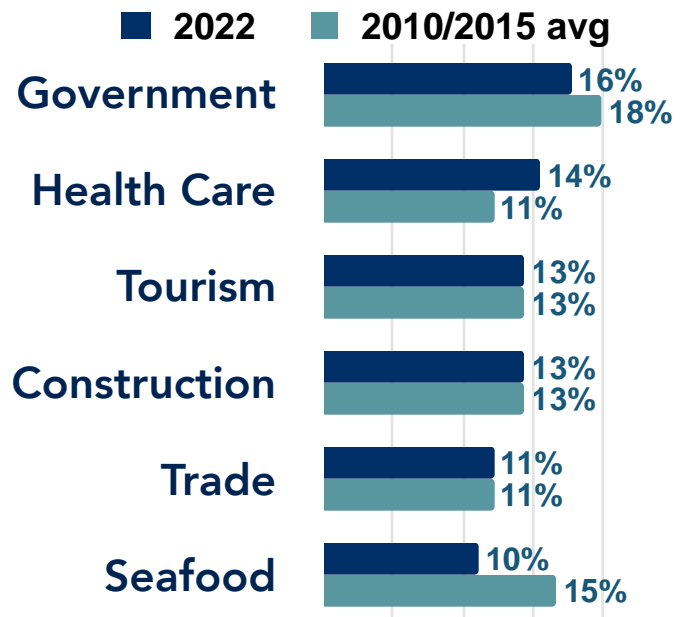
An Economy Over Time

The Haines economy of 2022 looks remarkable similar to the 2010-2015 economy, despite the tumultuous years of the pandemic. Minor shifts in sectors like health care employment are slowly reshaping some of the economic segments in the community. By 2022, health care earnings comprised 14% of all workforce earnings in the community, up from 11% in 2010-2015. Government wages, 18% of all earnings in 2010-2015, represented 16% in 2022. Seafood earnings dropped from comprising 15% of all workforce earnings to 10%.

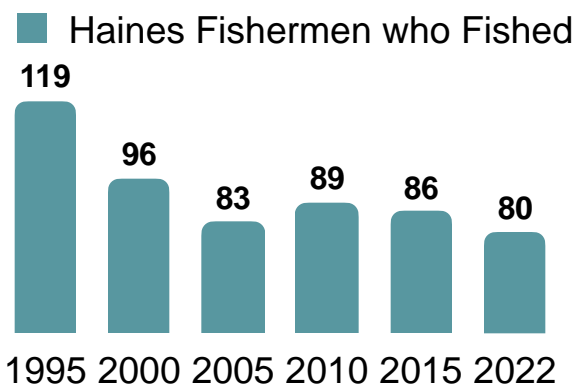
The result is an extremely stable and resilient Haines economy, with tourism, construction, and trade unchanged over time. The government, health care, tourism, and construction sectors all comprise 13%-16% of the economy; while trade, seafood, and mining comprise 7%-11% each. Because Haines has such a balanced and diversified economy, it is more able to withstand economic shocks. Inflation has been significant over the past 7 years in Haines, increasing costs and wages across the board, but this is not unique to Haines.

Over the longer term, the number of residential commercial fishermen in Haines has declined, while total participation in the Haines fishery has increased. In 1995, Haines had 119 active commercial fishermen, but by 2021 this number had dropped to 80, a decline of 33%. On the other hand, total pounds landed in the Port of Haines, and the total catch value has increased significantly in recent years. The numbers reflect increased Haines salmon value-added processing.

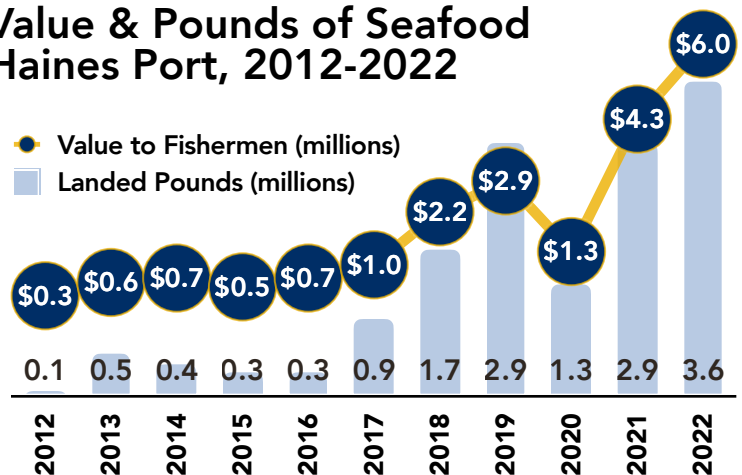
Total Earnings as a % of all Haines Earnings 2010-2015 and 2022



Haines Fishermen, 1995-2022



Value & Pounds of Seafood Haines Port, 2012-2022



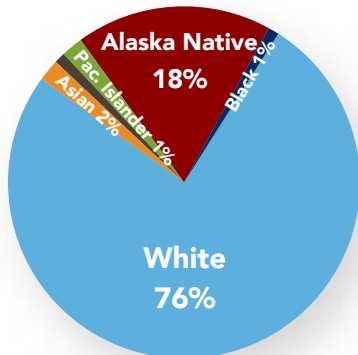
Sources: Fishermen Who Fished is a count of permit holders who made at least one landing during the year, Alaska CFEC Data. Port of Haines data comes from a CFEC Commercial Fisheries Value by Species developed by ADF&G. Data note: "he numbers do not necessarily reflect where catch was landed, just that the business chose Haines as their intended port of operation."

Haines Demographics

Updated with 2023 data

In 2023, Haines had 2,530 residents. In 2020, the US Census steeply downgraded the Haines population, from 2,533 to 2,080, an administrative loss of 453 people (-18%). The Alaska Department of Labor (ADOL) disagreed with the US Census finding, and reverted back to their own estimates in 2021-2023 (which are partially based on PFD applications, and thus considered to be extremely accurate). While the US Census results were contested, the US Census did not make any adjustments.

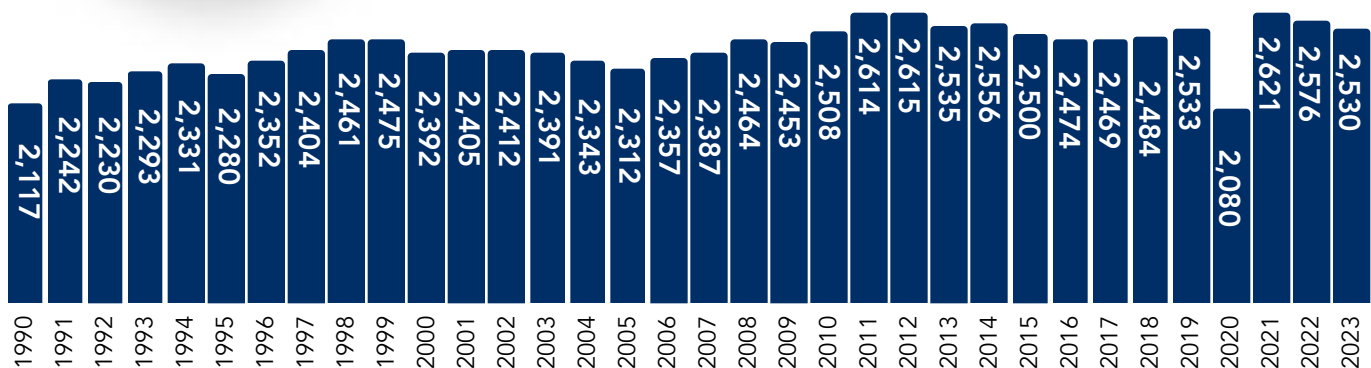
Haines Population by Race



According to ADOL, Haines has lost population over the past two years. The losses were due to negative net migration (more people moving out than moving in), and negative natural increase (more people dying than being born).

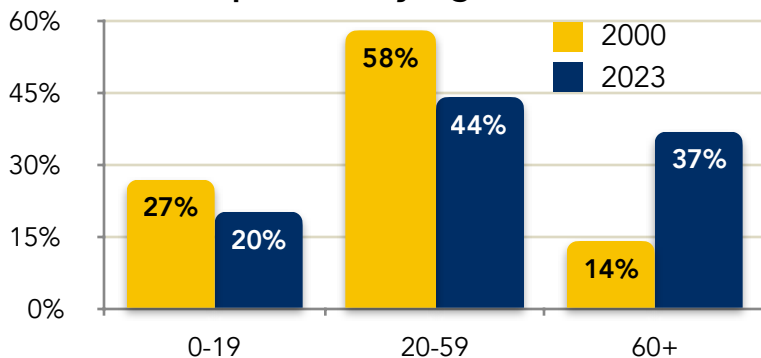
In Haines, Alaska Natives comprise 18% of the population. This is markedly lower than the Southeast Alaska regional average (26%).

Haines Borough Population, 1990-2022



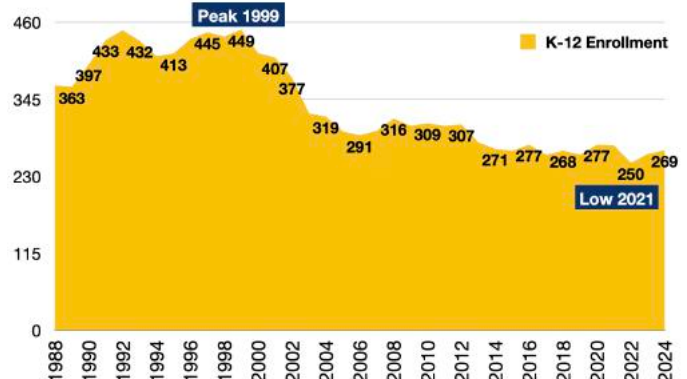
The age makeup of Haines is changing. Those 60 and older nearly tripled (+583) to 37% of the population 2023, up from 14% in 2000. Residents of prime working age (between 20 and 59) accounted for 58% the population of the Haines Borough in 2000. That proportion fell to just under half (44%) in 2023 (-293). During the same period, the area population shrank by 152 kids and teens.

Haines Population by Age, 2000-2023



Source: Combination of Alaska Department of Labor, US Census

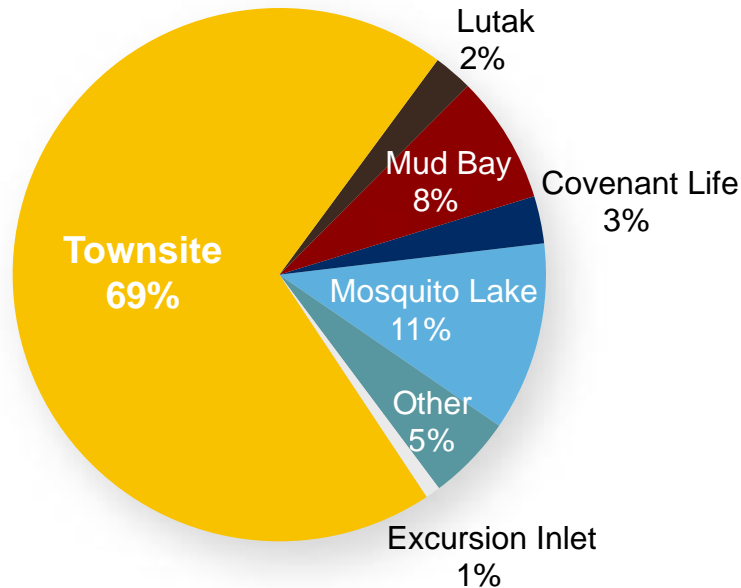
Haines K-12 Enrollment, 1988-2024



Haines Demographics Cont.

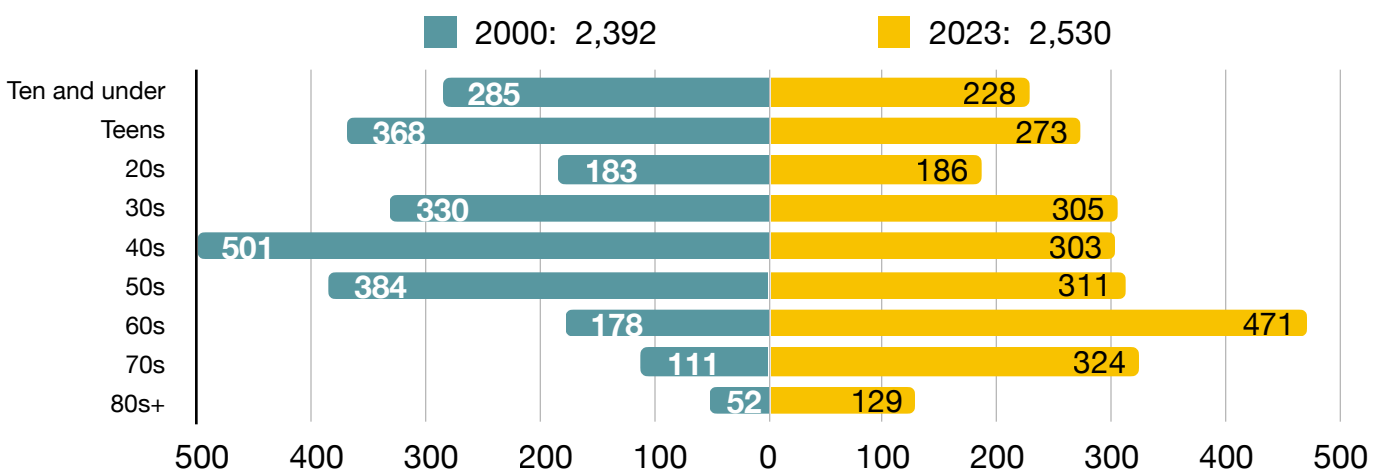
Haines Borough Population by Sub-Area

The majority of the Haines population, 69%, is within the Haines Townsite. Mosquito Lake comprises another 11% of Haines Borough residents, and Mud Bay makes up 8% of the overall population. Covenant Life, Lutak, and Excursion Inlet combined make up 6% of the borough population, while an additional small percentage live outside the bounds of these census areas. The 2022 population numbers are from the Alaska Department of Labor.



Haines Borough Population Change Over time, 2000-2023

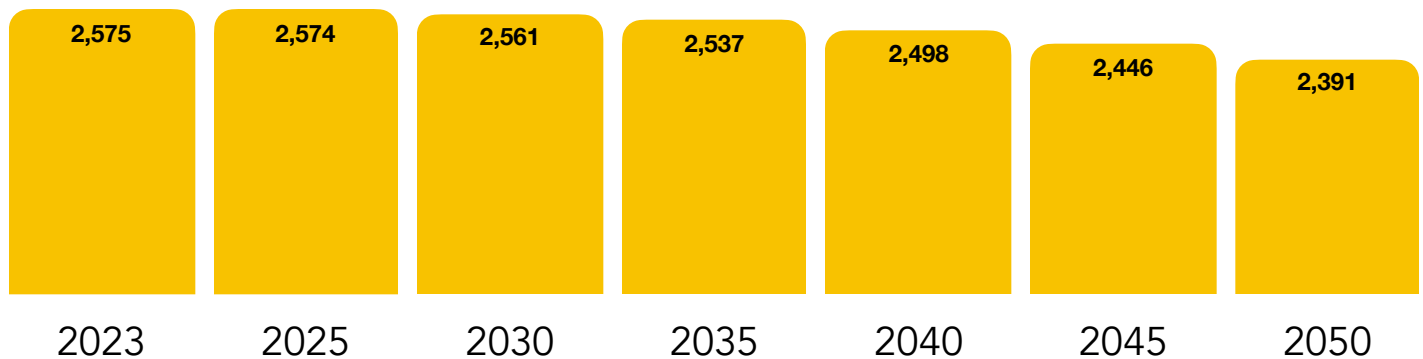
Looking at Haines over time, there are some significant age changes over the past 23 years. While the overall population is up by 6%, the number of people under 20 decreased by 23%. Those in their 20s and 30s decreased by 4%. Those in their 40s and 50s decreased by 31%. A large population bulge that was in their 40s in 2000 is in their 60s in 2023, and those 60+ increased by 171%. The overall average age has shifted from 40.6 to 48.8. Haines is clearly attractive to older residents, but will need to work to be more attractive to younger families to regain its population losses.



Haines Population Projections

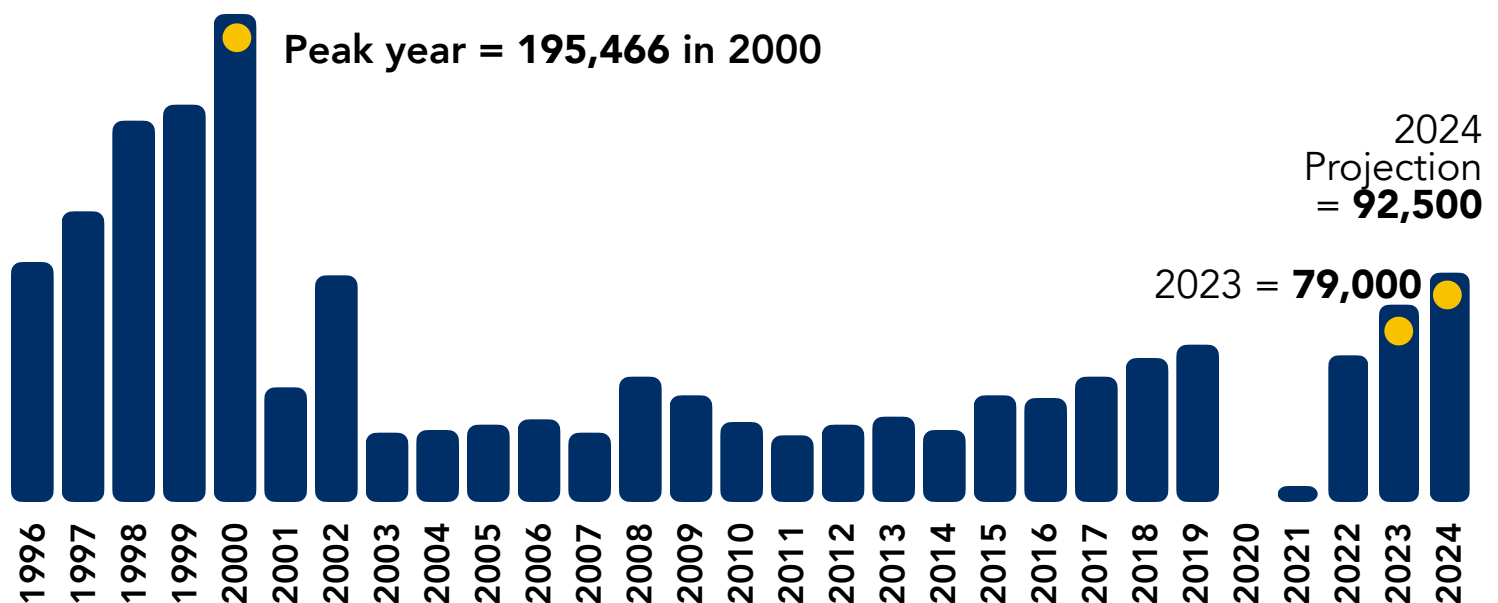
A slow population decline of Haines is expected in the future. The Alaska Department of Labor and Workforce Development produces population projections for Alaska. The population projections are based on the population and historical birth, death, and migration trends. Based on projections created in 2021, and updated to include larger than expected losses, the population is expected to slowly decrease by 7% to 2,391 over the next thirty years. Note that ADOL will be producing new projections in the spring of 2024.

Haines Borough Population Projections, 2023-2050



Haines Cruise Numbers

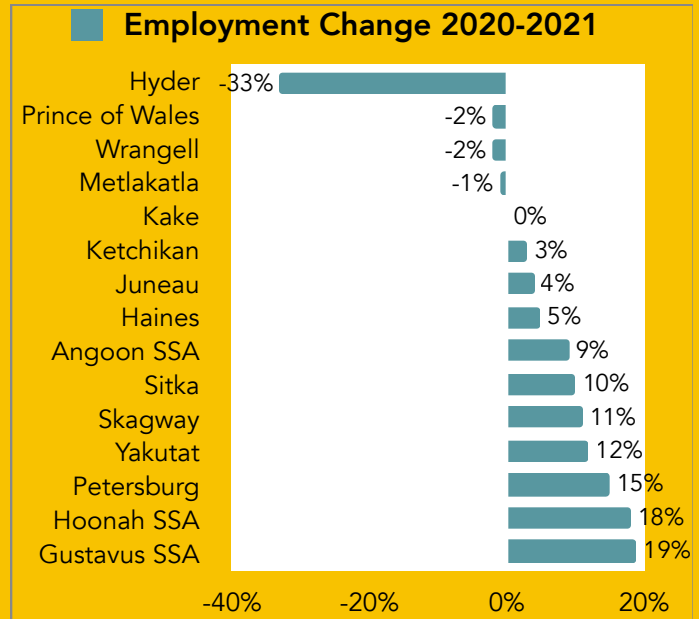
In 2023, Haines had its biggest cruise ship year in more than two decades. The community hosted approximately 79,000 cruise passengers. While nearly 200,000 cruise passengers disembarked in Haines in 2000, cruise visitations to Haines fell precipitously in 2001. While 2023 was less than half the previous peak, it represents a 25% increase over the community's most recent peak in 2019. The projection for 2024 is for 92,500 cruise passengers.



COVID-19 Trends 2020

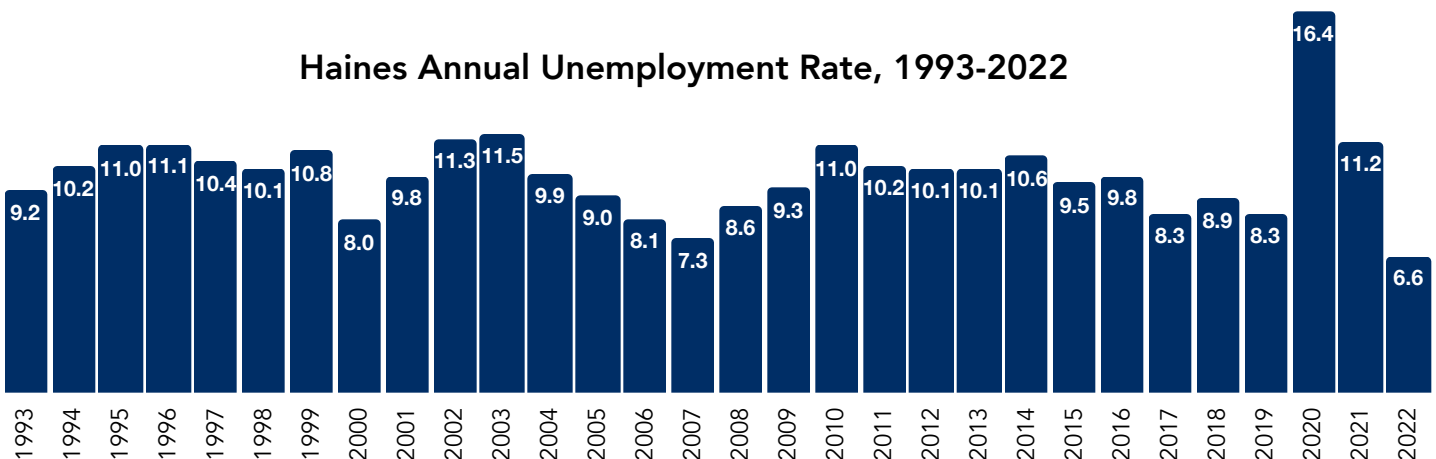
Haines was hit especially hard by the pandemic. Jobs plummeted across the region in 2020, as expected. By far the hardest hit part of the region was Northern Lynn Canal, which experienced some of the largest job losses nationally. Skagway, lost nearly half of all annualized jobs. Haines and Klukwan each lost approximately a quarter of all jobs. Nor did Haines bounce back quickly. While other communities experienced double digit growth in 2021, Haines only got 5% of its jobs back. However, by 2022 the economy was back to pre-pandemic employment levels.

Annual Employment Change by SE Community 2019 to 2020



Due to the Covid economy, jobs in Haines have experienced enormous volatility. The annual unemployment rate in Haines in 2020 was the highest on record at 16.4%, with April 2022 reaching an unemployment rate of 25.1%. The 2022 unemployment rate was the lowest on record at 6.6%. (Note that a change in the way labor force statistics are calculated for sub-state areas makes data prior to 2010 not fully comparable with later data.)

Haines Annual Unemployment Rate, 1993-2022



Workforce Residency Data

In 2021, 30% of the workforce in Haines were either not Alaska residents, or not Haines residents, earning nearly a quarter of wages paid in Haines. In Alaska as a whole, 20% of all workers were not Alaska residents in 2021.

Haines workers who applied for an Alaska Permanent Fund Dividend in 2021 or 2022 are counted as residents for 2021. This analysis excludes self-employed workers.

Residency of workforce

Haines Non Residents

	Workers	Wages
Locals	836	\$26.1
Total non Haines Residents	360	\$7.8
Nonlocal Alaskans	86	ND
Non Alaska Residents	274	ND
% non Haines Residents	30%	23%

Haines Seafood Processing Sector Non Residents

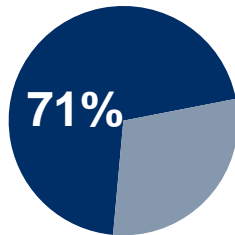
	Workers	Wages
Total Haines Processing Workers	40	\$954,400
Non Alaska Residents	25	\$639,544
% non resident	63%	67%

Haines Census Housing Data

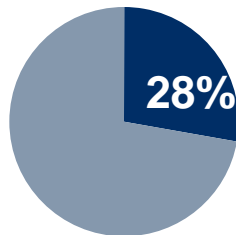
Housing Units = 1,370

Households Tenure

Occupied = 966



Renters = 28%



Occupied Housing

In Haines, according to the 2020 US Census, there were 1,370 housing units in 2020, including 966 that were occupied. The 404 vacant housing units in Haines comprised 29% of total housing units. This is somewhat higher than the state and region. The state as a whole has a vacant housing rate of 19%. Southeast Alaska is also 19%. Vacant housing units are measured in April and includes homes that are used in the summer-only. Of the vacant homes in Haines, 69% are used in the summers. These percentages remain unchanged from 2010. (Note that total housing unit counts are currently being contested, and may change.)

Housing Tenure

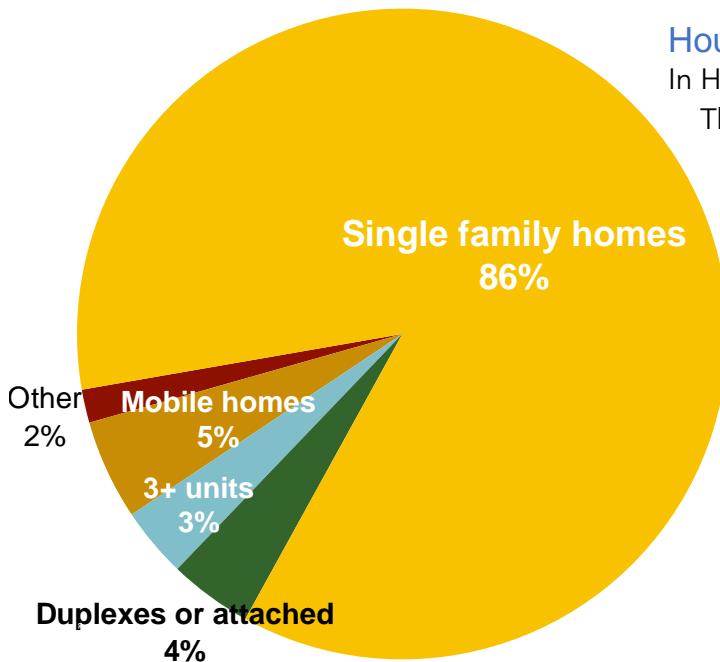
Of the occupied households, 28% are renter occupied, while 72% are homeowner occupied. Typically, the occupied housing tenure ratio is 1/3rd rentals and 2/3rds homeowners, so Haines has a higher percentage of homeowner-occupied homes than Alaska or Southeast as a whole.

Housing stock by type

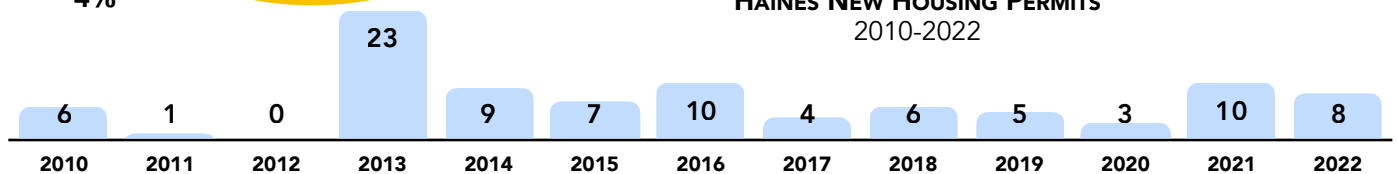
In Haines, 86% of housing units are single-family homes. This is much higher than the state as a whole, which is 63% single family homes. Haines has a much smaller number of duplexes or multi-unit buildings, but a similar number of mobile home residents to the state as a whole. The "other" category includes boats and RVs.

New Housing

Haines added approximately 100 new permitted housing units since 2010 — primarily consisting of single-family homes, with the exception of 2013 when construction began on a veteran's housing facility. Homes that do not require permits may not be captured in this data.



HAINES NEW HOUSING PERMITS
2010-2022



Southeast Alaska Business Climate 2023 Haines Findings

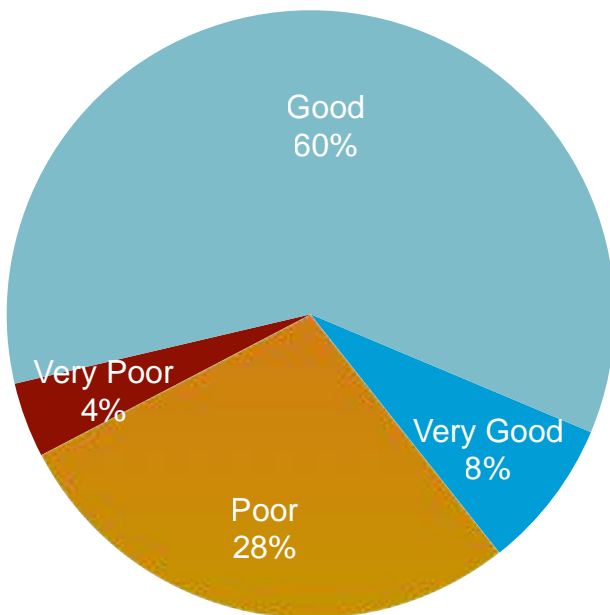
Each year Southeast Conference conducts a regional business climate survey in order to track Southeast Alaska business confidence. This year, 26 Haines business owners and operators responded to the survey, representing a total workforce of 219. Survey analysis for Haines includes the following findings:

- **Strong Business Climate:** More than two-thirds (68%) of Haines business leaders have a positive view of the business climate in Spring 2023. While high, Haines business optimism lags slightly behind the region, which had a three-quarters (incredible strong) positivity rate.
- **Outlook is Positive:** More than a third of Haines business leader respondents (36%) expect their prospects to be better or much better over the next year.
- **Businesses are Hiring:** Nearly a quarter (24%) of Haines businesses are in hiring mode and expect to add employees over the next twelve months. Regionally, job gains are expected to be most prevalent among Alaska Native organizations, the food & beverage sector, mining, and health care.
- **Transportation is a Problem:** Business leaders in Haines identified the cost of business, the cost of freight, the lack of marine transportation, and lack of access to materials/supplies as their top business barriers. When asked which single service would allow business growth, three-quarters of Haines business leaders chose transportation improvements. In a follow up open-end question, Haines leaders were asked about the most critical project needed to advance the local economy, and responses clustered around transportation, primarily improved freight and ferry services .
- **Top Business Benefits:** The community elements that are considered most beneficial to businesses in Haines include the overall quality of life, access to recreation, local art, and vibrant culture.

Haines Business Climate Survey

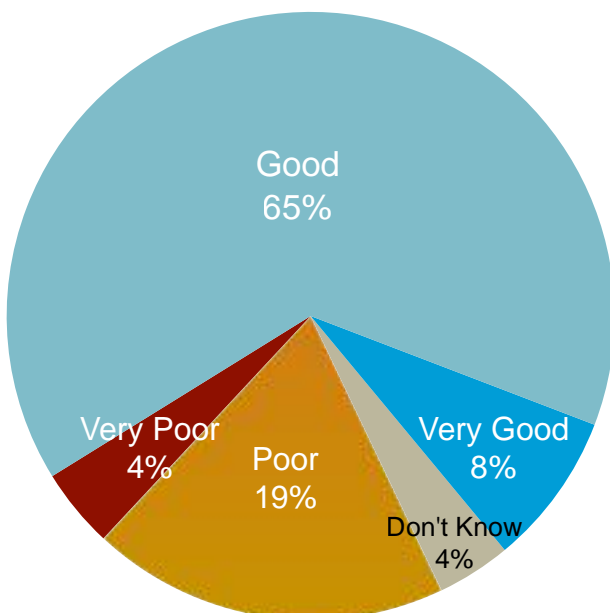
2023 Haines Alaska: How do you view the overall business climate right now?

68% Positive / 32% Negative



2023 Southeast Alaska: How do you view the overall business climate right now?

73% Positive / 23% Negative



Southeast Alaska Annual Business Climate Survey

In April 2023, 370 Southeast Alaska business owners and top managers responded to Southeast Conference's Business Climate Survey, including 26 Haines business leaders representing a total of 219 Haines workers, and 12 economic sectors.

Southeast Economy Now: How do you view the overall business climate right now?

In 2023, Southeast Alaska business leaders reported the best business climate in the history of the survey, which began in 2010. Nearly three-quarters — 73% of all business leaders in the region — called the business climate good or very good; while just 23% called it poor or very poor.

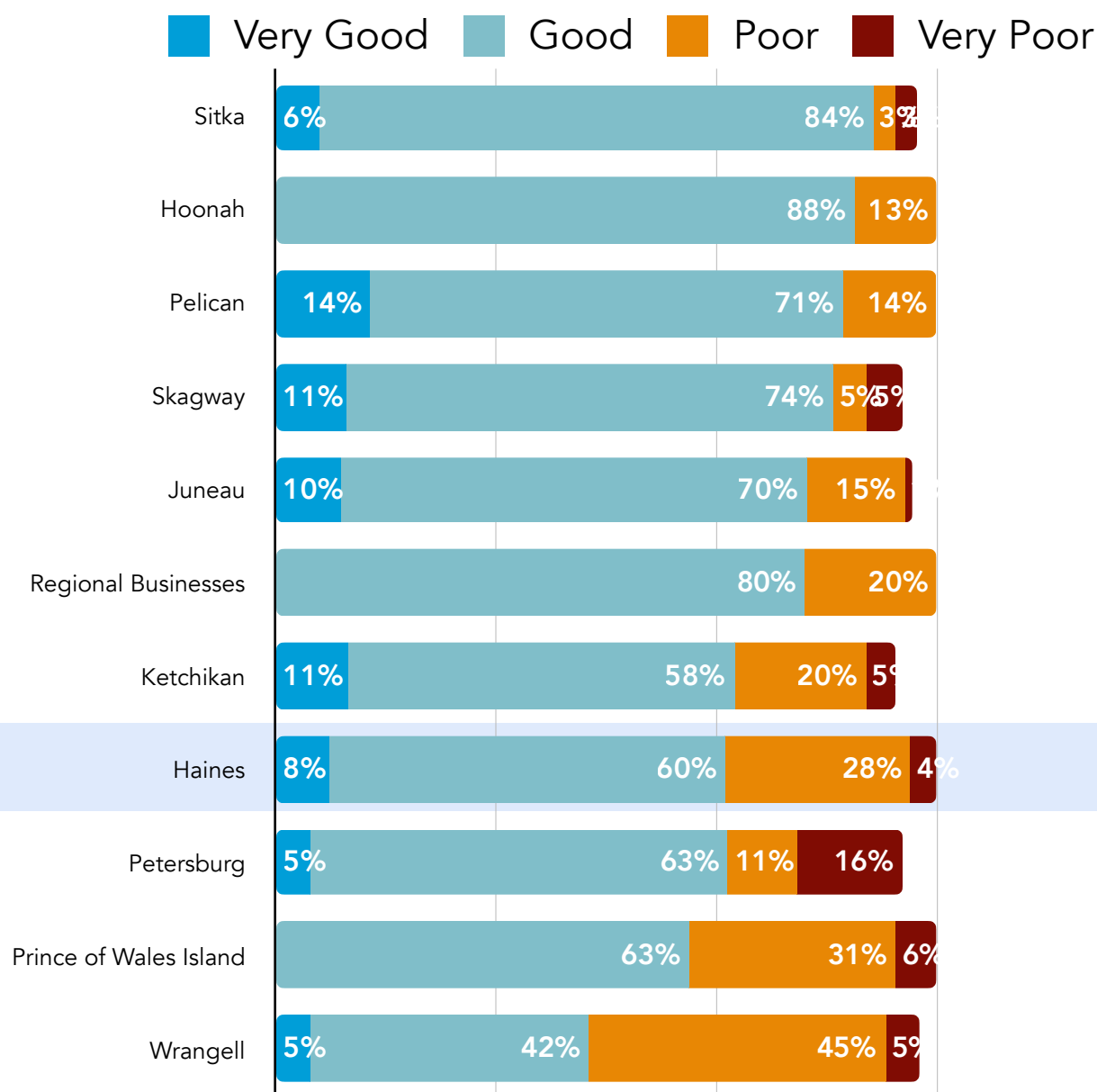
Haines Now

The Haines business climate was slightly weaker than the region as a whole, with approximately two-thirds of businesses having a positive view on the current economy, and one-third calling it poor or very poor.

Southeast Business Climate Survey Results 2022: by Community

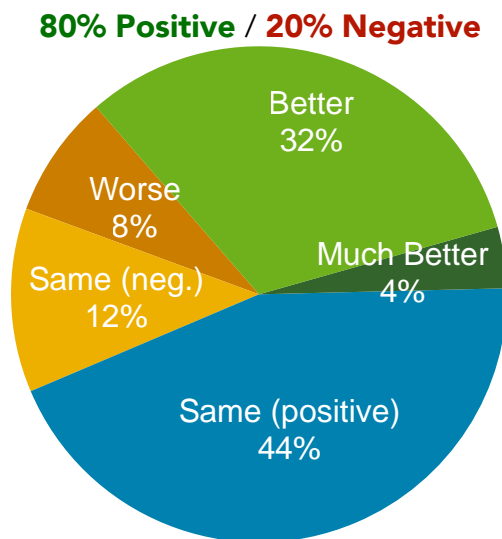
The graphic below shows how the current regional business climate is being experienced by business leaders in each community. Generally the region's large cruise ship port communities had the most positive views of the economy, led by Sitka and Hoonah. Communities with the most reliance on a seafood economy reported less positive business climates.

April **2023** Southeast Alaska: **How do you view the overall business climate right now?**

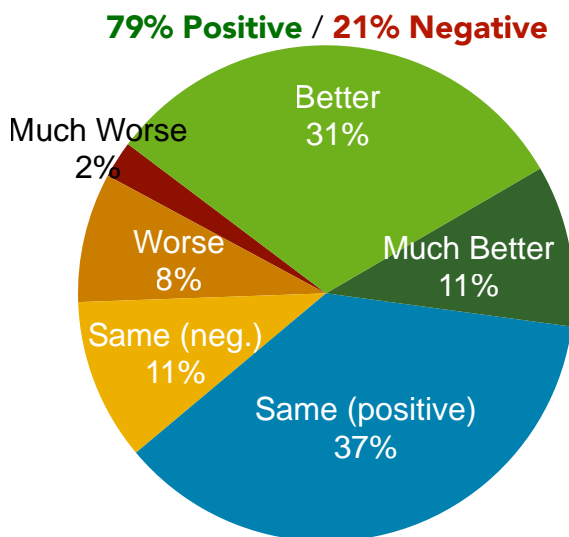


Haines Economic Outlook

2023 Haines Alaska: **What is the economic outlook for your business/industry over the next year (compared to the previous year)?**



2023 Southeast Alaska: **What is the economic outlook for your business/industry over the next year (compared to the previous year)?**



Southeast Alaska Economic Outlook

Economic Future: In 2023, 79% of respondents describe the economic outlook for their business or industry over the next 12 months as positive; while 21% have a negative outlook. The regional outlook is similar to 2022.

Nearly a third of survey respondents expect their prospects to be better (31%) over the next year, 11% expect business to be much better, while 37% of regional business leaders say their business outlook is similar to current operations, in a positive way.

Ten percent expect their businesses to decline in the coming year.

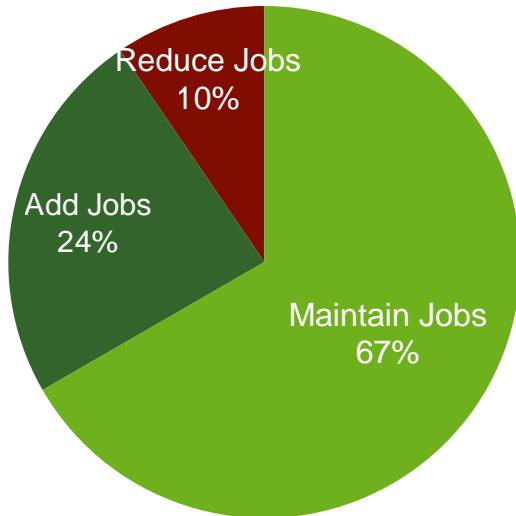
Haines Future: In Haines, business leaders are similar to the overall regional business leaders, with 80% projecting a positive economic outlook over the next year, versus 79% regionally.

However, Haines business leaders are less likely to say the business climate will improve, with 36% saying next year will be better or much better, versus 42% of regional respondents.

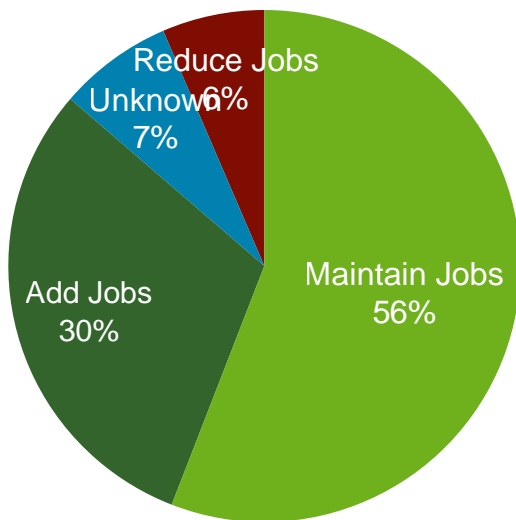
The Haines economic outlook was near the middle of the region, when compared by community.

Haines Job Projections

2023 Haines Alaska: Over the next 12 months, do you expect your organization to add jobs, maintain jobs, reduce jobs, or are you unsure (For those business with staff)



2023 Southeast Alaska: Over the next 12 months, do you expect your organization to add jobs, maintain jobs, reduce jobs, or are you unsure (For those businesses with staff)



The "don't know" category has been excluded from this chart.

Southeast Alaska Economic Outlook

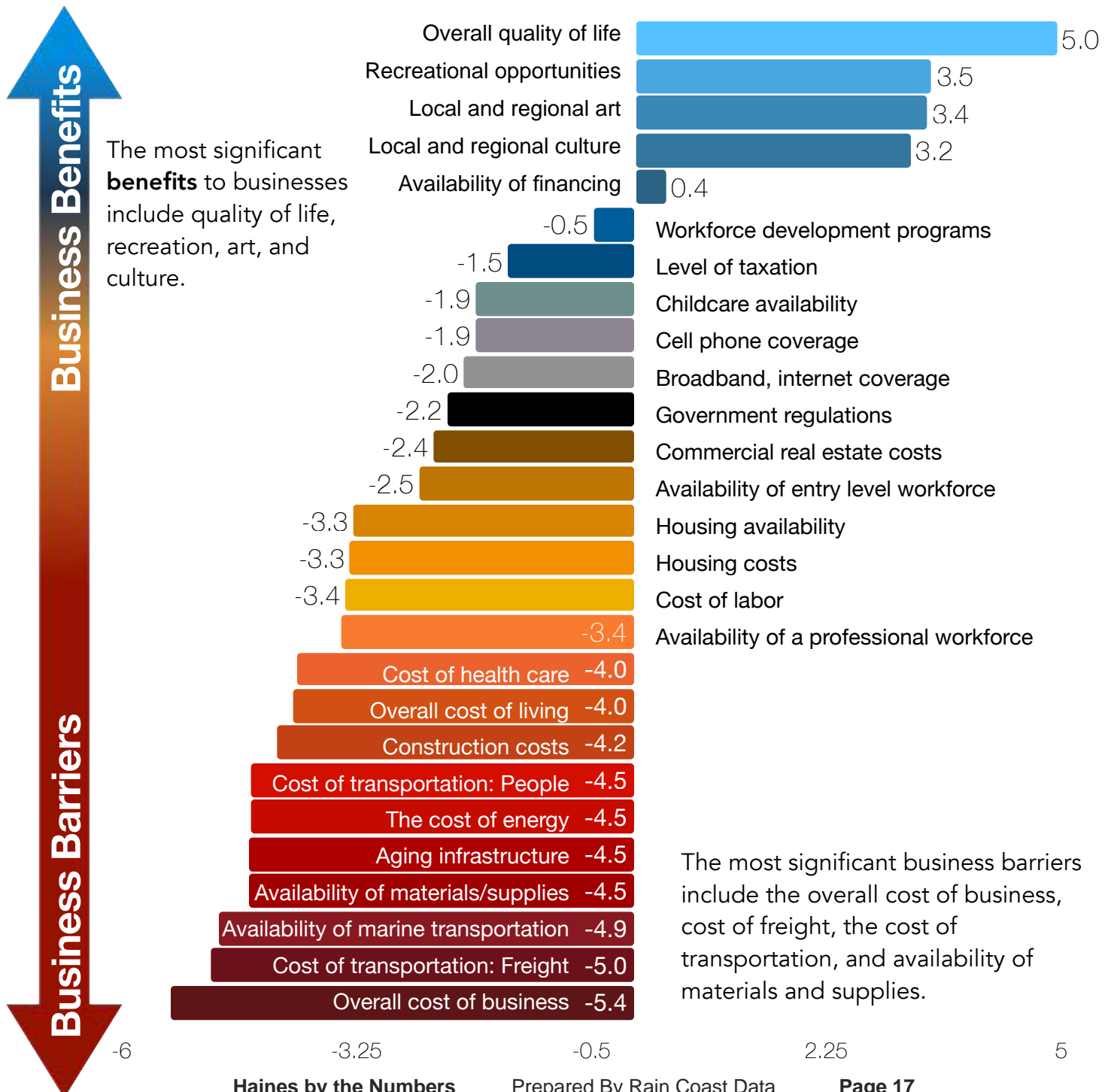
Southeast Jobs: When asked about staffing expectations, nearly one-third (30%) expect to add employees, and more than half of business leaders (56%) expect to maintain job levels in the coming year.

Just 6% of business leaders expect to reduce staffing levels in the upcoming year.

Haines Jobs: In Haines, fewer employers are likely to add jobs (24% versus 30% regionally), while most employers in Haines (67%) will work to maintain their current staffing levels.

Barriers and Benefits: How do these elements impact your Haines business?

Haines business leaders were asked to rank the impact of 27 elements on their businesses. This is a weighted ranking of their responses. Overall, barriers were similar to the region as a whole, with some notable outliers, such as communications connectivity.



Barriers and Benefits: How do these elements impact your Haines business?

Haines business leaders say that the local quality of life, recreation, art, and culture benefit their businesses the most; while the high costs of doing business and freight, along with the lack of marine transportation and locally available material and supplies, represent the most significant business barriers.

Haines Alaska Business Barriers and Benefits					
Element	Significant Benefit	Moderate Benefit	Not A Barrier Or Benefit	Moderate Barrier	Significant Barrier
Overall cost of business	0%	0%	5%	43%	52%
Cost of transportation: Freight	5%	0%	10%	29%	57%
Availability of marine transport	0%	0%	19%	29%	52%
Availability of materials/supplies	0%	0%	10%	52%	38%
Aging infrastructure	0%	0%	10%	52%	38%
The cost of energy	0%	5%	10%	43%	43%
Cost of transportation: People	0%	5%	10%	43%	43%
Construction costs	5%	0%	5%	52%	38%
Overall cost of living	0%	5%	10%	52%	33%
Cost of health care	0%	0%	24%	38%	38%
Availability of a skilled workforce	0%	5%	24%	38%	33%
Housing costs	5%	5%	19%	33%	38%
Housing availability	10%	0%	14%	38%	38%
Commercial real estate costs	5%	5%	20%	50%	20%
Availability of entry level workforce	0%	5%	29%	48%	19%
Broadband, internet coverage	5%	14%	14%	48%	19%
Cell phone coverage	0%	14%	19%	57%	10%
Cost of labor	0%	0%	38%	24%	38%
Government regulations	5%	10%	29%	29%	29%
Childcare availability	0%	0%	52%	29%	19%
Level of taxation	0%	0%	62%	19%	19%
Local workforce programs	5%	10%	48%	29%	10%
Availability of financing	5%	14%	62%	10%	10%
Local and regional culture	38%	19%	29%	10%	5%
Local and regional art	33%	24%	33%	10%	0%
Recreational opportunities	43%	14%	29%	10%	5%
Overall quality of life	52%	24%	19%	5%	0%

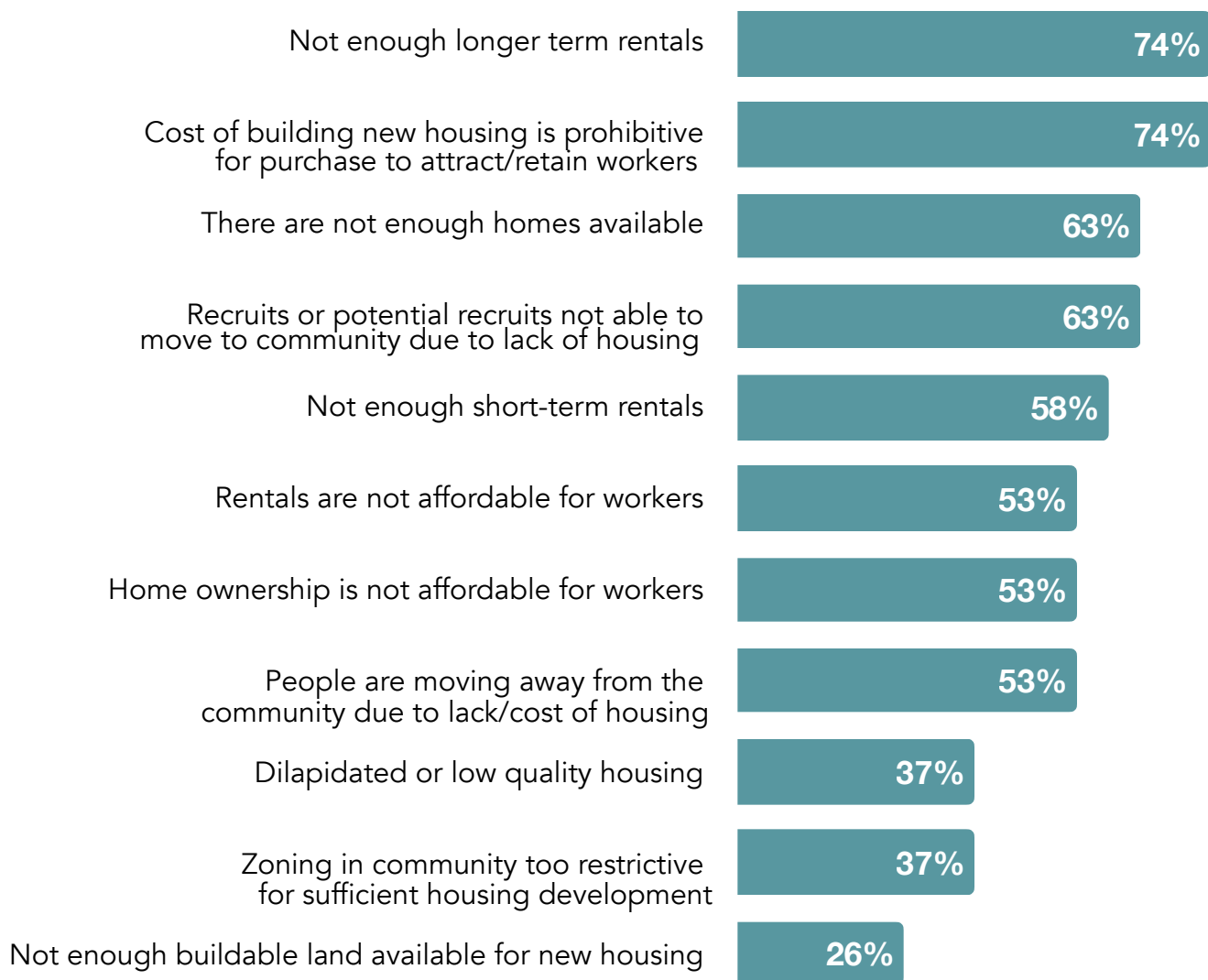
Housing: Which of the following impact your business? (check all that apply)

Housing is less of a problem in Haines than in other Southeast communities, but it remains a significant business barrier. To better understand the scope of the problem, business leaders were asked to identify which housing issues specifically impact their own business.

Not Enough Housing: 74% say there are not enough long-term rentals, 63% say there are not enough homes on the market to attract and retain workers; and 58% say there are a lack of short term rentals.

Construction is Expensive: 74% say the cost of building new housing is prohibitive.

Housing Elements Impacting Haines Businesses

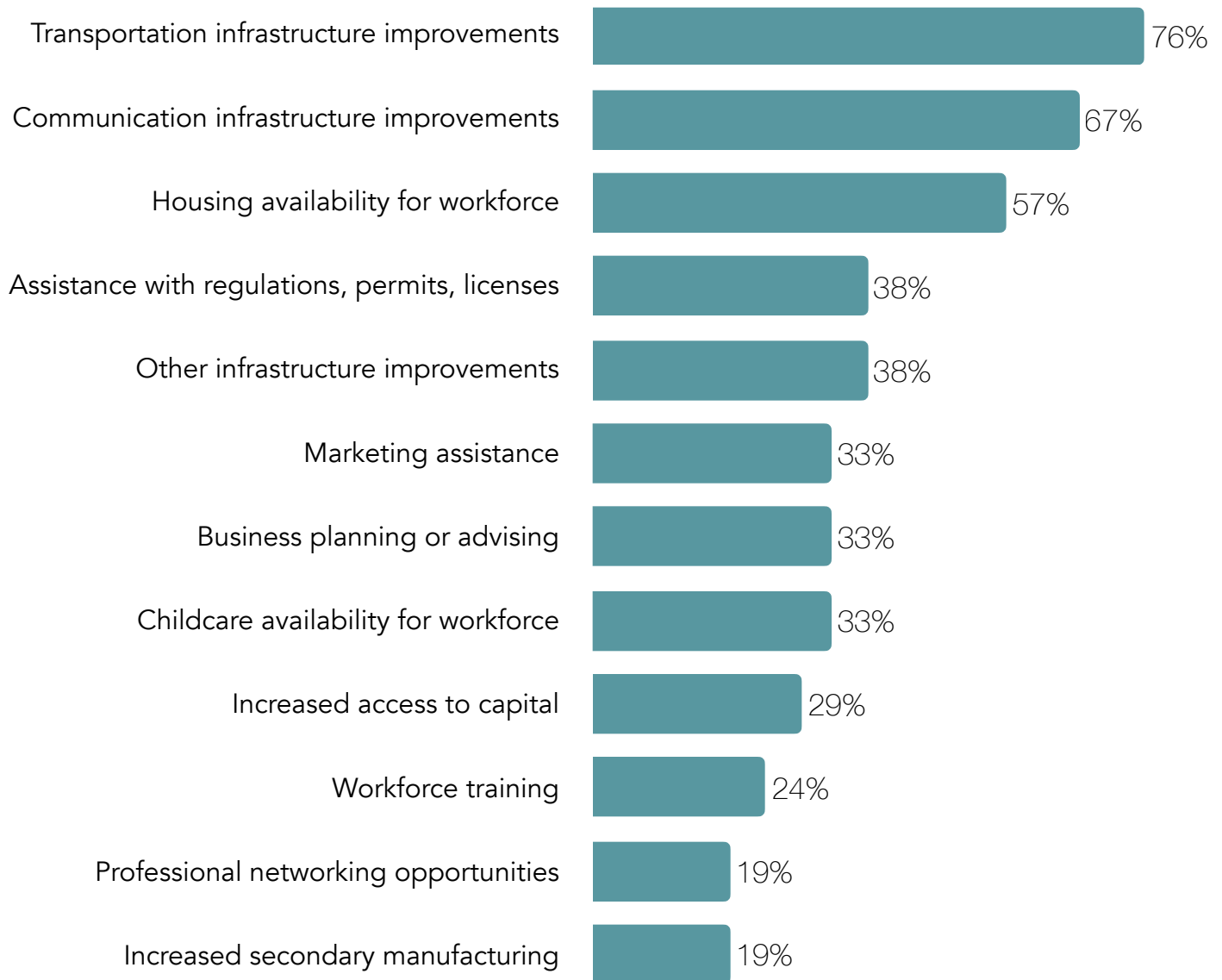


Which of the following services would help your organization expand in Haines?

(check all that apply)

Haines business leaders were asked to signify which services, if offered, would help their businesses expand the most. The top three responses included transportation and communication infrastructure improvements, and more housing.

Services That Would Help Haines Businesses Expand



Please elaborate on the outlook for your business or sector over the next year.

- **Agriculture** development in the Chilkat Valley-Deishu and Klukwan **does not seem to have the same support** found in other local industries like logging, tourism and mining. I would like to feel optimistic, but I do not know how to get traction with CDFI's and the local government.
- Barring major economic downturn, we feel **tourism industry is strong for both cruise and independent travel.**
- Customer base looks strong over the next year but the **skilled labor shortage** makes it hard to create new business opportunities.
- Haines has a stable diversified economy and a stable population. This has been the case for three decades now. Consultants have said that **we have the kind of stable small town economy that most other towns would be envious of.**
- We had the best sockeye catches in a generation last year--wild sockeye from the Chilkat and Chilkoot Rivers. **Commercial fishing, based right here in Haines, is a profession and an economy that I can pass to my grandchildren.** Unless we mess it up with all this road building and maybe a mine up on the Klehini. What a disaster that would be. I'll sure have a much darker view of our economic future if that project moves forward.
- I am **upgrading** my business. Will be needing IT personnel, outside workers
- **Inflation is killing the affordability** of living in Haines.
- With plastic proliferation and plastic waste and pollution so rampant and the recycling market struggling to implement broad scale solutions, **there is much opportunity for improvement.** This requires continuous public education because of the mixed messages in the media. It also requires **availability of grant funding** from the municipality (which benefits greatly from our work) and from environmental resources and agencies, as well as partnerships with the landfill operators and project collaboration with environmental non-profits. We hope to implement plastic upcycling locally to reduce waste and produce useable, desirable products with a Mobile Plastic Waste Recycling System.
- New business job opportunities for the future of our business will be dependent on **job growth in the developing natural resources industry and the tourism industry.**
- Outlook remains poor due to **lack of regular, reliable, affordable ferry service.**

- Positive potential exists but hindered by **divisive political climate, regulatory delays and uncertainty, high operating costs, skilled labor shortages**, and dragging business vitality.
- The economy in Haines is stagnant. There is little or no growth. **A community of retired people who mostly go south in the winter.** Anti growth. A lot of our business is for government and Juneau. The business people and commercial fishermen here have very little money to do maintenance and repairs. When we were in Juneau we did business with Kensington Mine but Greens Creek sent all their machine work out of state. **Doing business local is important in SE.** We do not have enough business to support a family but for us it is OK since we are semi retired.
- The Palmer Project would benefit this town greatly but the **local sentiment is pretty divided** with the anti people having more time to represent their views and the people who would like the economic benefits are too busy trying to make a living.
- There is potential for growth but **without being able to hire more workers, we can't invest in new opportunities.** State budget uncertainty, along with high inflation, make it a challenge to invest in new ideas.
- There is **potential to increase all capacity on our tours** to cruise line shore excursions. Providing more tour departures for independent travelers as private excursions. Increases need to take into consideration the impact to state parks and local residence along the tour route. Overbooking and providing increases may have a negative affect on the experience for guests and locals that live in the area. Larger groups of 30 (2 guides) decreases the number of trips and vehicles along the tour route. Smaller groups and buses with multiple departures likely impact the tour destination as well.
- This **past winter was the slowest in 12 years.** With possibility of a mine the future could bring increased sales and job opportunities.
- This upcoming year will be the first year that Covid effects will be minimal for our business, last year was improved but still significantly impacted by travel issues. With the Canada border open to pre-Covid standards, **we expect continued improvement in business conditions from 2022 and prior.** Another positive for this season is a better than expected ferry schedule in our area. There are still improvements needed for ferry service to truly support our visitor economy and quality of life, but this summer schedule is a positive step (specific to the ports that we operate out of). Looking forward to later in 2023 and 2024, I expect economic headwinds will become more significant and we may see a small reduction of business and bookings during this time period.

- We anticipate adding adding to our full-time employment opportunities in the coming year and our business advances towards development. **New business opportunities, also adding jobs, will include construction, engineering/design, expanded environmental studies.** We also anticipate modest growth within each department staffing levels, however, while we focus on hiring with SE Alaska, these may involve remote or hybrid employment within or outside Alaska.
- We anticipate an **increase in revenue over last season**, only because we anticipate the ships to be carrying full capacity as opposed to 50 to 75%.
- We will have more cruise ships.
- Southeast Alaska is losing population and in general the population is becoming older compared to Alaskan regions. These two factors, along with poor support for infrastructure (ferries and roads, especially) by the current administration does not bode well for many Southeast communities. These factors effect remote and sparsely populated towns that do not have a balanced income source. In my opinion, **Alaska is no longer a draw for enterprising young people, and Southeast Alaska is not drawing these young entrepreneurs.** I am concerned for my fellow townfolk, and for small Southeast towns with the current slow deterioration of population and increasing age. I appreciate the environmental groups for their work, but I do hope that they understand the ramifications of their actions. We are all in this boat together, so **let's all get engaged and agree on a strategic plan that is inclusive and not divisive.**